

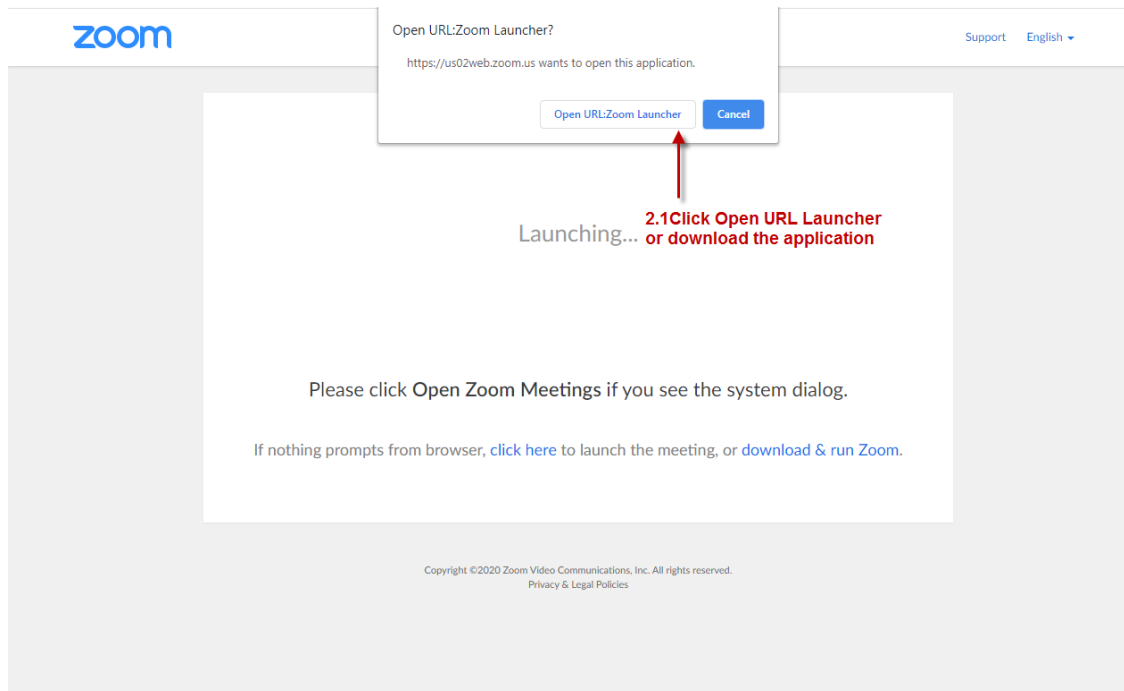
Instructions

Step 1:

- 1.1 You should receive an e-mail invitation link from the clerk's office to the Zoom meeting.
- 1.2 Click the link to join the meeting

Step 2:

- 2.1 You will be prompted to Zoom's website to either download the application or launch the application.

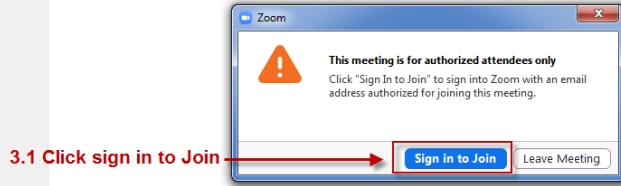


Step 3:

- 3.1 Click Sign in to join

Your meeting should start in a few seconds...

If nothing prompts from browser, [download & run Zoom](#).

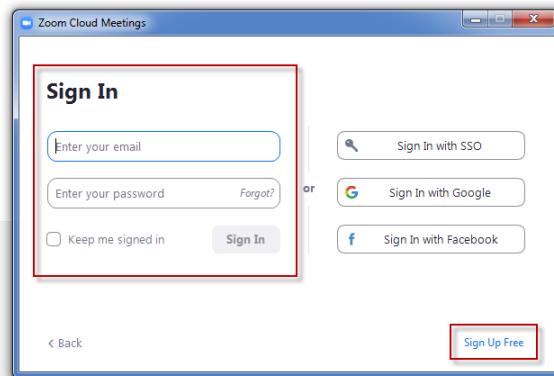


Copyright ©2020 Zoom Video Communications, Inc. All rights reserved.
Privacy & Legal Policies

3.2 Enter your e-mail and password for the ZOOM account. If you don't have a ZOOM account, click sign up for free to create an account. ***You must sign up with your legal name.**

Your meeting should start in a few seconds...

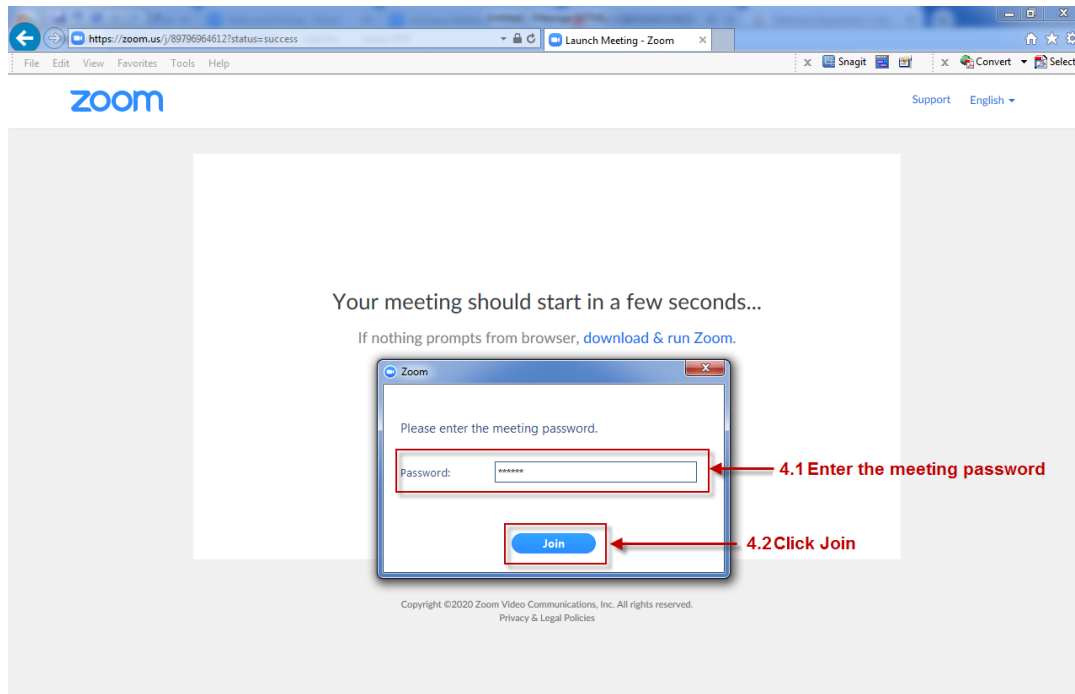
If nothing prompts from browser, [download & run Zoom](#).



Step 4:

4.1 Enter the meeting password if required. Password is included in the e-mail invitation.

4.2 Click Join



Step 5: You will be prompted to the waiting room page. The Judge will see you momentarily.

